

2nd Grade ELA & Math Daily Schedule for the Weeks of: May 11-May 21, 2020

Monday – 5/11	Tuesday – 5/12	Wednesday – 5/13	Thursday – 5/14	Friday – 5/15
Work Packet: (ELA) Read the story on pg. 2 and answer the questions on page 3.	Work Packet: (Math) p.4	Work Packet: (ELA) Use the story to answer the questions on p.5	Work Packet: (Math) p. 6	Work Packet: (ELA) p. 7
Monday – 5/18	Tuesday – 5/19	Wednesday – 5/20	Thursday – 5/21	Friday – 5/22
Work Packet: (Math) p.8	Work Packet: (ELA) p. 9	Work Packet: (Math) p. 10	Work Packet: (ELA) p. 11	Complete any unfinished pages.

Use your device to Login to:

- **EdGenuity – 1 hour/daily** 30 minutes for reading & 30 minutes for math
 - EdGenuity Website: <https://www.thelearningodyssey.com/>
- **Raz-Kids – 30 minutes/daily** Check the Assignment Room often for any books your child's homeroom teacher may assign.
 - Raz Kids Website: <https://www.raz-kids.com/>
 - **Mrs. Boye's Class:** [tboye](#)
 - **Mrs. Enriquez's Class:** [menriquez13](#)
 - **Mrs. Enos' Class:** [cenos](#)

If you would like your child's username and passwords for EdGenuity, reach out to their homeroom teacher by email or Class Dojo messaging.


Essential Standard Focus (ELA): 2.RI.1, 2.RF.3, 2.RF.4

Essential Standard Focus (Math): 2.OA.1, 2.OA.2


Additional Resources to support your students:

Elementary resources for further learning to support your student:

https://saltriverschools.org/news/what_s_new/learningresources2020



Insect Life Cycle Written by Chuck Garofano




Introduction

When you were born, your body was shaped a lot like it is now. It was smaller, of course, but you had a head, legs, arms and a torso. When you grow up, your body shape will be about the same.

But some baby animals look nothing like the adults they will become.

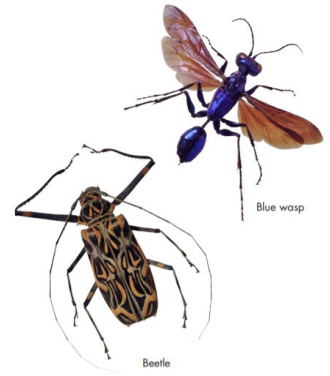
These animals have a different kind of life cycle. A life cycle is the series of changes an animal goes through during its life. Insects have fascinating life cycles. Some insects have a four-stage life cycle. The insect lives as an egg, larva (LAR-vuh), pupa (PYOO-puh) and an adult. Others have a three-stage life cycle. The insect is born as an egg, hatches as a nymph (NIMF) and changes into an adult.



Stick insect

What Are Insects?

There are more than 800,000 different kinds of insects. They include butterflies and beetles, fleas and flies, crickets and cockroaches. Although they come in almost every shape, most insects have a few things in common.



Beetle

All insects have six legs. Their bodies are divided into three parts. Most insects have wings and can fly. Most insects also wear their skeletons outside their bodies as hard shells. And all insects begin as eggs.



Moth eggs on a leaf

Egg

You can find insect eggs everywhere, if you know where to look. Most insects lay their eggs near the food they like to eat. Moths and butterflies lay eggs underneath leaves. Dung beetles lay eggs in balls of animal poo. Many flies lay eggs on meat. Some insects even lay eggs on other animals.



A female fruit fly laying eggs

Insect Life Cycle • Level L


Adult

Once the larva has grown, it must totally change its shape. It must also protect itself while it does so. Many larvae spin cocoons out of silk or grow hard shells. The pupa does not eat and does not move much. But inside, the insect is very busy changing shape. This change is called metamorphosis (MET-ah-MORF-oh-sis).



Pupa of a black swallowtail butterfly

Adult insects will find mates and the females will lay eggs. Sometimes, this is all the adults do. Mayfly adults live for only one day. Most other insects have longer adult lives. They eat, fly, hunt and work.



Comet moth

Insect Life Cycle • Level L

Larva

Most eggs hatch into a worm-like stage called a larva. Caterpillars, grubs and maggots are larvae (LAR-vee). They have long bodies and many legs. Almost all larvae are eating machines. A larva can eat more than its own body weight in one day.



Newly hatched moth larvae on a leaf

Insect Life Cycle • Level L




Larva of a black swallowtail butterfly

Many larvae can destroy crops. Some larvae suck sap from crop roots. Others devour the leaves. Others eat fruits or vegetables. Beetle larvae can weaken and kill trees. Some moth larvae eat woollen clothing. On the other hand, the silkworm, a moth larva, makes silk thread.

Insect Life Cycle • Level L

Nymphs do not turn into pupae. Instead, they shed their skin as they grow. Each time they shed their skin, they look more like an adult. Slowly, the nymph transforms into an adult.



A shield bug nymph

Nymph

In the three-stage life cycle, eggs do not hatch as larvae. They hatch as nymphs which look like small adults. Some nymphs do not have full wings. Others, such as the dragonfly nymph, may live underwater.



Shed skin from a dragonfly nymph

Insect Life Cycle • Level L

Adult dragonfly

This book is also found on Raz-Kids in the assignment section of your child's account.

Name _____

Instructions: Using the clues below, write the steps in the three- and four-stage life cycles in the proper order.

Becomes a larva Goes through pupa stage
Eggs are laid Becomes a nymph Becomes an adult

Three-Stage Life Cycle

Four-Stage Life Cycle



Butterfly Life Cycle Word Search

m	L	I	F	E	C	Y	C	L	E	A	B	C
I	E	D	E	F	E	G	H	I	M	I	U	C
L	J	T	K	L	A	G	N	W	E	Y	T	A
K	M	E	A	T	I	N	G	N	R	O	T	T
W	P	Q	R	M	E	S	T	U	G	V	E	E
E	M	I	B	A	O	T	P	T	I	E	R	R
E	R	F	V	L	Y	R	U	K	N	M	F	P
D	E	R	A	P	M	I	P	L	G	K	L	I
G	A	E	G	C	H	R	A	H	S	A	Y	L
L	J	-	S	H	A	P	E	L	O	M	O	L
N	M	O	N	A	R	C	H	A	R	S	C	A
E	A	L	M	I	G	R	A	T	E	I	I	R
L	I	F	S	C	H	R	Y	S	A	L	I	S

Butterfly	J- shape
Milkweed	Chrysalis/pupa
Egg	Emerging
Larvae	Metamorphosis
Eating	Life Cycle
Caterpillar	Monarch
Migrate	

Sally had collected 38 rocks at the river. She then collected 61 more rocks while she was out walking with her family. How many rocks did she collect in all?

Mrs. Enos' kids ate 75 pieces of candy at Easter time and her husband ate 22 pieces of candy at Easter time. How many pieces of candy did Mrs. Enos' family eat in all?

Mrs. Enriquez was handing out lunches at the high school on Monday she handed out 89 lunches. On Tuesday she handed out 65 lunches. How many lunches did she hand out on Monday and Tuesday?

Mrs. Boye has been hiking during our time away from school. In March she hiked 26 miles. In April she hiked 68 miles. How many miles did she hike in March and April?

Directions: Use the story. Read each question carefully and choose the best answer.

1. What do you call the life changes an animal goes through?
 - (a) a life cycle
 - (b) an insect
 - (c) a larva
 - (d) hatching
2. How are most insects alike?
 - (a) They have three body parts.
 - (b) They wear their skeletons as hard shells.
 - (c) They have six legs.
 - (d) All of the above
3. Which stage is not part of the four-stage life cycle?
 - (a) larva
 - (b) nymph
 - (c) adult
 - (d) egg
4. What two stages are in both the three-stage and four-stage life cycles?
 - (a) larva and pupa
 - (b) egg and adult
 - (c) nymph and pupa
 - (d) adult and larva
5. What is the main idea of the book?
 - (a) Adult insects have three body parts.
 - (b) Nymphs do not turn into pupae.
 - (c) All insects begin as eggs.
 - (d) Insects have life cycles.
6. Which sentence states an opinion?
 - (a) Insects have interesting life cycles.
 - (b) Some insects have a three-stage life cycle.
 - (c) All insects have six legs.
 - (d) Mayfly adults live for one day.
7. What might you find eating woollen sweaters?
 - (a) caterpillars
 - (b) beetle larvae
 - (c) moth larvae
 - (d) grubs
8. Why do butterflies lay their eggs underneath leaves?
 - (a) The caterpillars can hide when they come out of the eggs.
 - (b) The eggs are protected from the wind.
 - (c) The new caterpillars will have leaves to eat.
 - (d) None of the above
9. **Metamorphosis** means _____.
 - (a) changing shape
 - (b) hatching
 - (c) life cycle
 - (d) growing
10. What is the first stage of the three-stage life cycle?
 - (a) adult
 - (b) larva
 - (c) egg
 - (d) pupa


Read these trick words: *shall, both, talk, often*

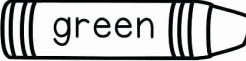
Read this sentence: *The pretty colt is in the stall.*

Name : _____




Color by Subtraction

 blue = 1

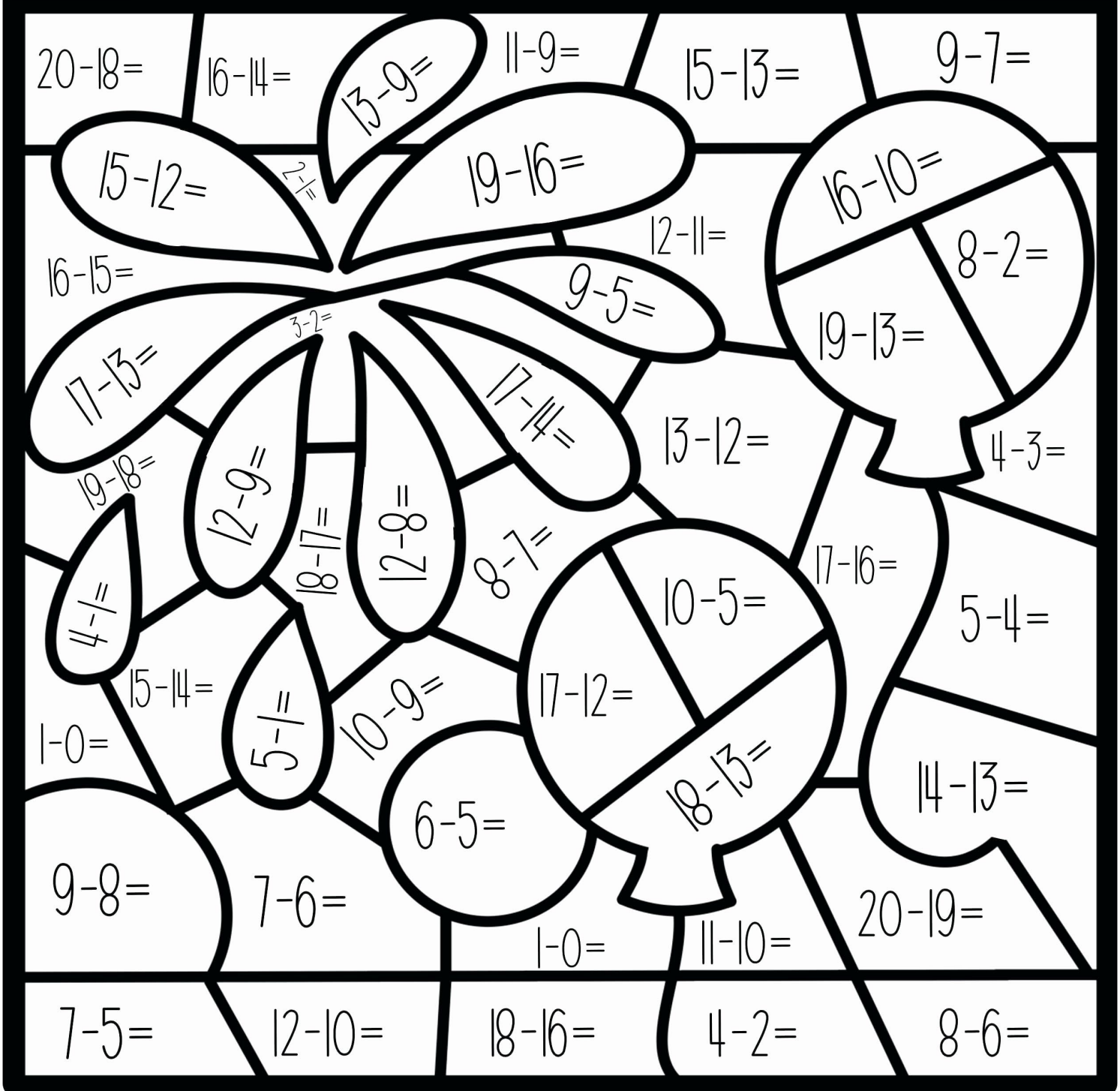
 green = 2

 yellow = 3

 orange = 4

 purple = 5

 pink = 6





Writing a "How-to" Paragraph

Paragraphs that give instructions or tell how to do something are also known as expository paragraphs. In this assignment, you will write a paragraph about how to plant a garden.

Title: "How to Plant a Garden"

Topic Sentence: _____

First, _____

Next, _____

Then, _____

Finally, _____

Closing Sentence: _____



Now, make corrections to your paragraph using proofreading marks. Then, publish it on a separate sheet of paper. Lastly, illustrate a picture of your garden.

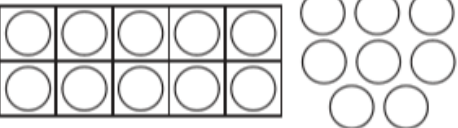

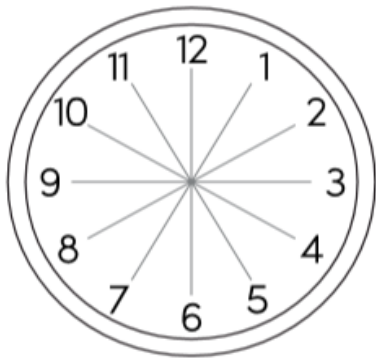
Tim had 86 water balloons. He threw 53 of them at his friends. How many water balloons did he have left?

Mrs. Enos' class raised 96 dollars for a field trip. They needed to raise a total of 120 dollars. How much more do they need to raise in order to reach their goal?

Student council is handing out raffle tickets for field day. They passed out 98 tickets and have 57 left. How many raffle tickets did they start with?

Jamie collected 73 baseball cards. She gave 35 to her nephew for his collection. How many baseball cards does Jamie have left?

Read these trick words: *America, earth, thought*


25	Name _____	WEEK 5 REVIEW				
<p>18 can be written as:</p> <p>____ group of ten and ____ ones</p> <p>or ____ ones.</p> <div style="display: flex; align-items: center; justify-content: center;"> <div style="display: flex; flex-direction: column; align-items: center;">  <p>I compose numbers with tens and ones.</p> </div> <div style="margin: 0 20px;"> <table border="1" style="border-collapse: collapse; text-align: center;"> <tr> <td style="padding: 5px;">tens</td> <td style="padding: 5px;">ones</td> </tr> <tr> <td style="height: 40px; width: 50px;"></td> <td style="height: 40px; width: 50px;"></td> </tr> </table> </div> </div>		tens	ones			<p>Solve. Explain your thinking using words, numbers, or pictures.</p> <p>8 kids are playing at the beach. 2 kids leave. How many kids are left?</p> <p style="text-align: right; margin-top: 20px;">I can solve word problems.</p>
tens	ones					
<p>Write a story problem that has an answer of 4 shells.</p> <p>Write a number sentence that matches your story.</p> <div style="text-align: right; margin-top: 10px;">  <p style="text-align: left; margin-top: 5px;">I can write equations.</p> </div>		<p style="text-align: center; margin-bottom: 20px;">Shade the 11 o'clock space.</p> <div style="text-align: center;">  <p style="margin-top: 10px;">I can use analog clocks.</p> </div>				

© 2017 Second Story Window

ShopSecondStoryWindow.com

© 2017 Second Story Window

ShopSecondStoryWindow.com

26	Name _____
<p>Circle the noun in each sentence. Check <input checked="" type="checkbox"/> if it is a person, place, animal, or thing.</p> <div style="display: flex; flex-direction: column; gap: 10px;"> <div> <p>1. This pen is red.</p> <div style="display: flex; justify-content: flex-end; gap: 10px;"> <input type="checkbox"/> person <input type="checkbox"/> place <input type="checkbox"/> animal <input type="checkbox"/> thing </div> </div> <div> <p>2. We go to school.</p> <div style="display: flex; justify-content: flex-end; gap: 10px;"> <input type="checkbox"/> person <input type="checkbox"/> place <input type="checkbox"/> animal <input type="checkbox"/> thing </div> </div> <div> <p>3. Is the dog lost?</p> <div style="display: flex; justify-content: flex-end; gap: 10px;"> <input type="checkbox"/> person <input type="checkbox"/> place <input type="checkbox"/> animal <input type="checkbox"/> thing </div> </div> <div> <p>4. Stop that boy!</p> <div style="display: flex; justify-content: flex-end; gap: 10px;"> <input type="checkbox"/> person <input type="checkbox"/> place <input type="checkbox"/> animal <input type="checkbox"/> thing </div> </div> </div> <p style="text-align: center; margin-top: 5px;">I can identify nouns.</p>	
<p>At school, my teacher has a red mug.</p> <p>What do you notice about this sentence?</p> <div style="text-align: right; margin-top: 20px;">  </div> <p style="text-align: center; margin-top: 10px;">I can distinguish features of a sentence.</p>	

25

Name _____

WEEK 5 REVIEW

Circle the beginning capital. Box the ending punctuation.

The men got flip-flops at the shop.

Write 2 nouns from the sentence.

Write the word from the sentence that has the *short e* sound.

Write the word from the sentence that begins with *fl*.

Expand the sentence by adding the word *red* where it makes sense. Write the new sentence.



I can expand and rearrange sentences.

© 2017 Second Story Window

ShopSecondStoryWindow.com

© 2017 Second Story Window


ShopSecondStoryWindow.com

26

Name _____

Draw lines to split the set in two parts. Write the missing numbers.

4 and ○ is 5



whole


5

4

part

part

3 and ○ is 5



whole

5

3

part

part

I know number combinations to 20.

Draw an equal number of snakes on each rock.

There are _____ snakes in all.

There are _____ rocks.

There are _____ snakes on each rock.

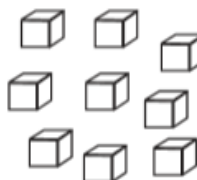


I can solve problems about grouping.

Write the numbers in different forms.

19 can be written as:

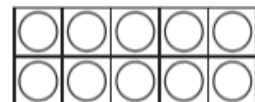
_____ group of ten and _____ ones
or 19 ones.



tens	ones

17 can be written as:

_____ group of ten and _____ ones
or _____ ones.




tens	ones

I compose numbers with tens and ones.

Draw lines to match each picture with its vowel sound.

I recognize short vowel sounds.



short a
like in
bag

short e
like in
beg

short i
like in
big

short o
like in
bog

short u
like in
bug



PICTURE KEY: shell, clap, sock, drum, spot, brush, plant, ship, sled, plug, swim, clock

REMEMBER

A noun is a
person, place
animal, or thing.

Circle the 3 nouns.

At school, my teacher has a red mug.

I can identify nouns.

Read these trick words: *ready, beautiful, picture*


Write the numbers in order from **greatest to least**.

29 13 17 22 30 25

--	--	--	--	--	--

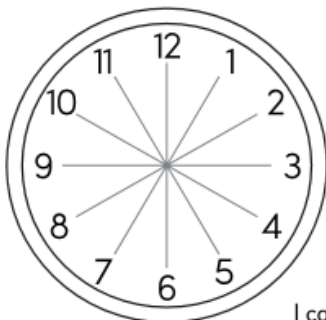
I can compare numbers.

Circle groups of 10. Then write the total amount.

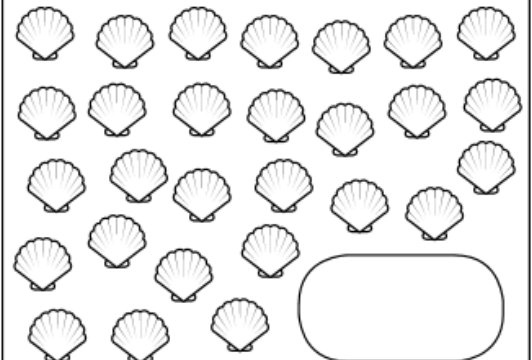
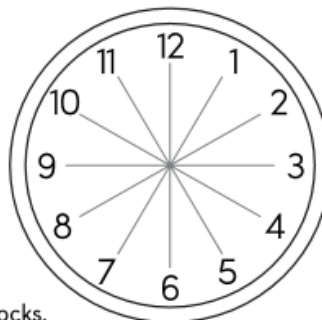


Shade the 7 o'clock space.

Shade the 3 o'clock space.



I can use analog clocks.



I compose numbers with tens and ones.